



# Apopka MS

Media Center Collection Development Plan  
2023-24

*Lisa James*

---

Lisa James  
Principal

*Shana M. Perkins*

---

Shana Perkins  
Certified Educational Media Specialist

Table of Contents

Table of Contents	2
Executive Summary	3
District Strategic Plan 2025	3
School Collection Development Plan	3
School Assessment Analysis	4
Collection Analysis	5
Collection Analysis by Category	6
Notes	6
Representation Analysis	7
Results	7
Strategic Focus	8
Budget and Purchasing Plan	9
Annual Budget 2023-2024	9
Purchasing Plan 2023-2024	10
Year-to-Year Collection Change	10

# Executive Summary

---

## District Strategic Plan 2025

Orange County Public Schools is the eighth-largest school district in the United States and the fourth largest in Florida. The district serves more than 206,000 students at 202 schools and is one of the largest employers in Central Florida with more than 25,000 team members.

**Vision:** To ensure every student has a promising and successful future.

**Mission:** With the support of families and the community, we create enriching and diverse pathways to lead our students to success.

## School Collection Development Plan

Apopka MS serves 909 students enrolled in grades sixth through eighth. The student population’s ethnicity is made of 51% Hispanic and 49% Non-Hispanic students. Additionally, we serve a diverse population made up of 66% White, 28% Black, 0% Native, 2% Asian, 1% Pacific, and 3% Multicultural students.

The administration includes Principal Lisa James and Assistant Principal Hollie Pearce.. Apopka MS is proud to offer the many special programs which provide students with opportunities. These include Battle of the Books, BETA Club, and orchestra/band.

A thorough analysis of the current media center collection at Apopka MS indicates that the average age of the collection is 2000 and the number of books per student is 19. The [American Association for School Libraries](#) has established a criteria for highly effective media centers that includes a ratio of 15-20 books available per student in the collection. At this time, Apopka MS does meet the recommended standards for the number of books per student.

The analysis of the collection also revealed the following areas of strengths and concerns:

- Eighth grade students in this school improved significantly on the math state assessment (FAST).
- In addition to the physical media center collection, the district provides almost 5,000 eBooks, audiobooks and digital magazines.
- The average year of publication for nonfiction books is 2005 which needs to be improved.
- New book purchases will focus on nonfiction titles
- Weeding will focus on the OCPS Cataloging Project as well as aged titles in nonfiction.

# School Assessment Analysis

---

The school assessment analysis provides an overview of the school’s assessment data for the previous two school years.

Proficiency Data							
Assessment	2021-22	Assessment	2022-23	Assessment	2021-22	Assessment	2022-23
<i>FSA ELA Grade 6</i>	47%	<i>FAST ELA Proficiency Grade 6</i>	34%	<i>FSA Math Grade 6</i>	34%	<i>FAST Math Proficiency Grade 6</i>	36%
<i>FSA ELA Grade 7</i>	33%	<i>FAST ELA Proficiency Grade 7</i>	36%	<i>FSA Math Grade 7</i>	34%	<i>FAST Math Proficiency Grade 7</i>	25%
<i>FSA ELA Grade 8</i>	46%	<i>FAST ELA Proficiency Grade 8</i>	36%	<i>FSA Math Grade 8</i>	22%	<i>FAST Math Proficiency Grade 8</i>	42%
<i>Civics EOC</i>	56%	<i>Civics EOC</i>	53%	<i>FSA Algebra 1 EOC</i>	97%	<i>BEST Algebra 1 EOC</i>	89%
<i>NGSSS Sci 8 EOC</i>	47%	<i>NGSSS Sci 8 EOC</i>	42%	<i>FSA Geometry EOC</i>	94%	<i>BEST Geometry EOC</i>	92%

**Comparison between 2021-22 and 2022-23 Testing Data**  
 (adapted from <https://www.fldoe.org/accountability/assessments/k-12-student-assessment/results/2023.stml>)  
 In 2023, the state transitioned from Florida Standards Assessments (FSA) to Florida Assessment of Student Thinking (FAST) for English Language Arts (ELA) and Mathematics. The 2022-23 for FAST and Benchmarks for Excellent Student Thinking (B.E.S.T.) End-of-Course (EOC) assessments are based on **provisional** achievement level cuts that are linked to each assessment's respective 2021-22 reporting scale. Comparisons should not be made between the 2023 data and previous years' data.

## Collection Analysis

The collection is developed for and influenced by students, their interests, academic needs and alignment to the curriculum. The data below is a snapshot of the collection based on a Titlewise Analysis from July 2023. Purchasing or weeding after that time is not reflected in this data.



17,607



10.2



64%



27%

Items in the Collection

Library media resources are curated to include both recently published works and classics that both rightfully impact the average age of the collection.

Items per Student

2004

Average Age of the Collection

Fiction Titles in the Collection

59%

Aged Titles

Nonfiction Titles in the Collection

6%

Newer than 5 Years

Library media resources should be representative of the school. A commitment to representative literature is reflective of *OCPS values such as equity, inclusion, and respect.*

7,675%

Representative Titles in Collection

2005

Representative Titles Average Age

Social-Emotional Learning (SEL) library media resources can contribute to the *development of character and social-emotional skills*, one of the OCPS's key performance indicators.

7,7119%

SEL Titles in Collection

2005

SEL Titles Average Age

Library media resources are distributed across the *Lexile reading level ranges* noted below.

13

BR-199 Lexile Items

113

200-349 Lexile Items

460

350-499 Lexile Items

3,522

500-674 Lexile Items

6,056

675-909 Lexile Items

1,660

910-1299 Lexile Items

23

1300+ Lexile Items

### Collection Analysis by Category

The information collected in this section provides a detailed look at the current library collection by classification and genre. The information was gathered from Follett Destiny, the library management system, and Titlewave, the vendor's ordering and analysis tool.

Section	# of Titles	Average Age
Computer Science, Information & General Works	99	2011
Philosophy & Psychology	33	2010
Religion	46	2003

Social Sciences	773	2005
Language	339	2011
Science	747	2005
Technology	527	2007
Arts & Recreation	613	2009
Literature	179	2004
History & Geography	830	2003
Biography	385	2004
Easy	65	2005
General Fiction	2003	11,249
Graphic Novels		

**Notes**

- There is a need for more digital books.
- There is a need for more nonfiction books in this collection.

## Representation Analysis

Enrollment & Demographic Data					
909 2023-24 Student Enrollment as of September 7, 2023		Subgroups		Federal Ethnicity	
		31% ELL	15% ESE	51% Hispanic	49% Non-Hispanic
Federal Race Category					
66% White	28% Black	0% Native	2% Asian	1% Pacific	3% Multicultural

To deepen focus on strategic collection development, specific sections of the collection were analyzed in detail to determine whether the media center collection reflects and represents various points of view and experiences. The goal is to provide a balanced collection that can be both a mirror, to reflect a reader's experience, and a window, so readers can experience different viewpoints.

### Results

Based on the available school data of Apopka MS in comparison to Collection Analysis results, it was found that:

Student Representation	% of Students	Total # of Titles	Total % of Titles	Avg. Age of Titles
Hispanic	51%	737	4.2%	2013
Black	28%	874	4.9%	2004
Native	0%	267	1.5%	1999
Asian	2%	281	1.6%	2004
Pacific	1%	51	.08%	2005

Commented [1]: I made mathematical corrections in this column.

Commented [2]: I made mathematical corrections in this column.

Commented [3]: I made mathematical corrections in this column.

Commented [4]: I made mathematical corrections in this column.

Commented [5]: I made mathematical corrections in this column.

### Analysis

- Hispanic students are 51% of the school's population. Only 4.2% of the titles in our collection represent this group. Only 4.9% of titles represent the 28% of our student population that is Black.
- Titles need to be ordered focusing on this need.

Commented [6]: added these statements

## Strategic Focus

This page lists the priorities for selection and weeding for each school year and includes the action, updates, and outcomes. This is subject to change due to funding and time constraints.

School Year	Strategic Focus
2023-2024	<b>Selection Priorities</b> <ul style="list-style-type: none"><li>Titles representing the Hispanic and African American students in our school</li><li>SSYRA titles for 2023-24</li><li>Biographies to include more recent and noteworthy individuals</li><li>Non-fiction books in many areas as cited in the Executive Summary</li></ul>
	<b>Weeding Priorities</b> <ul style="list-style-type: none"><li>Nonfiction titles (older titles in each section)</li><li>Multiple copies of past SSYRA books and other duplicates</li><li>OCPS District Weeding Project recommendations, including the Biography section</li></ul>
2024-2025	<b>Selection Priorities</b> <ul style="list-style-type: none"><li>SSYRA titles for 2024-25</li><li>Non-fiction books in many areas as cited in the Executive Summary</li></ul>
	<b>Weeding Priorities</b> <ul style="list-style-type: none"><li>Continue to weed nonfiction titles (older titles in each section)</li><li>Multiple copies of past SSYRA books and duplicate titles</li><li>OCPS District Weeding Project Recommendations</li></ul>

Commented [7]: @shana.perkins@ocps.net I added this statement

Commented [8]: Thank you

## Budget and Purchasing Plan

This page outlines the current budget available and specifically lists the priorities for this school year (2023-2024).

### Annual Budget 2023-2024

State Funds	
Source	Amount
State (1001111000)	14,569.64
Internal Accounts	
Source	Amount
Book Fair Profits	\$1100.00
Scholastic Bucks	\$0
Library Fines	\$0
Grants or Donations	\$0
TOTAL	\$ 15,669.64

Commented [9]: I added the total here

### Purchasing Plan 2023-2024

Approximate Purchasing Plan	
Purpose	Amount
30% will be used for nonfiction titles to update the nonfiction section.	\$3,970.80
TOTAL	\$3,970.80





Commented [10]: Hoping you will spend more than this :)

## Year-to-Year Collection Change

The information below represents the year-to-year change within the library media center collection from the 2022-23 to 2023-24 school year. The 2022-23 data is based on a collection analysis from June 2022, while the 2023-24 is based on a collection analysis from July 2023.

Data Reflection

- The number of titles added to the collection increased.
- Additional titles need to be weeded from the collection to ensure new content/material is available

2022-23 Purchased and Weeded Materials			
Materials Added to the Collection	146	Materials Weeded from the Collection	156
Category	2022-23	2023-24	
 Items in the Collection	17,376	17,607	
 Items per Student	17	19	
 Average Age of Collection	2004	2004	
 Representative Titles in the Collection	44%	43%	

Signature: Lisa James  
Lisa James (Oct 25, 2023 14:56 EDT)

Email: lisa.james@ocps.net






# OCPS Apopka MS Collection Development Plan 2023-2024

Final Audit Report

2023-10-25

Created:	2023-09-21
By:	Shana Perkins (shana.perkins@ocps.net)
Status:	Signed
Transaction ID:	CBJCHBCAABAAEwRfXlcgFLDWKby1N87ddIBC_prQtovc

## "OCPS Apopka MS Collection Development Plan 2023-2024" History

-  Document created by Shana Perkins (shana.perkins@ocps.net)  
2023-09-21 - 2:15:02 PM GMT
-  Document emailed to Lisa James (lisa.james@ocps.net) for signature  
2023-09-21 - 2:17:27 PM GMT
-  New document URL requested by Shana Perkins (shana.perkins@ocps.net)  
2023-10-25 - 3:25:13 PM GMT
-  Document e-signed by Lisa James (lisa.james@ocps.net)  
Signature Date: 2023-10-25 - 6:56:58 PM GMT - Time Source: server
-  Agreement completed.  
2023-10-25 - 6:56:58 PM GMT